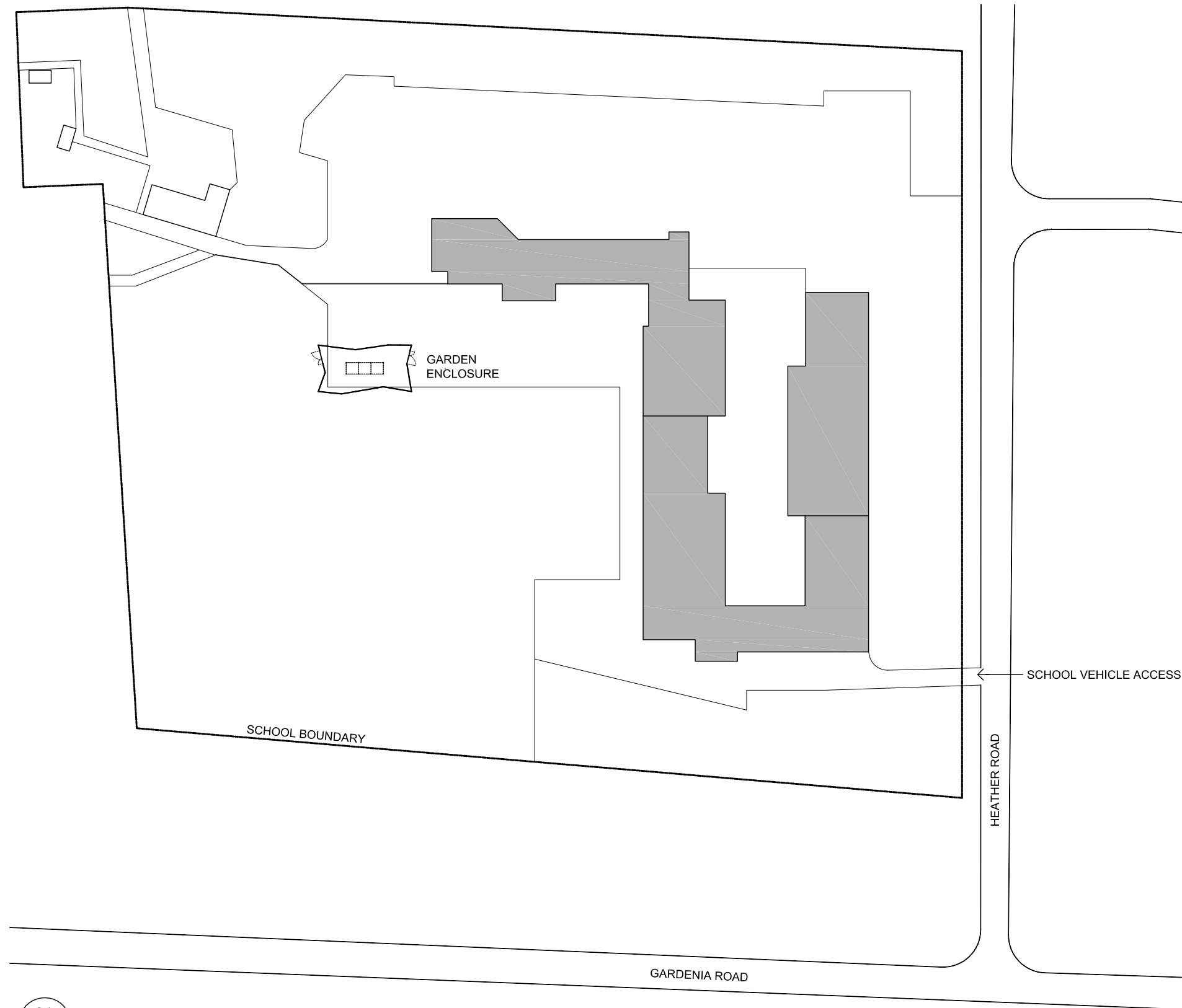


24 CARROT GARDENS

DRAWING LIST

- A-00 LOCATION PLAN
- A-10 PLAN
- A-15 ELEVATIONS & SECTION

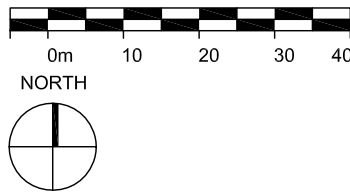


01 LOCATION PLAN
1:1000

GENERAL NOTES

DO NOT SCALE FROM THIS DRAWING
 CONFIRM ALL DIMENSIONS AND SETOUTS ON SITE PRIOR TO MANUFACTURE & INSTALLATION
 ALL WORK IN ACCORDANCE WITH RELEVANT AUSTRALIAN STANDARDS
 TO BE READ IN CONJUNCTION WITH ENGINEERS DOCUMENTS

LEGEND



Rev	Date	Description
sydney	Level 2, 79 Myrtle St Chippendale 2008 Nominated Architect: Gerard Reinmuth 6629 T 02 96982198 F 02 96982353	
hobart	181 Elizabeth St Hobart 7000 Nominated Architect: Scott Balmforth 564 T 03 6234 6372 F 03 6231 4939	

TERROIR

Project:
24 CARROT GARDENS
RISDON VALE PRIMARY SCHOOL

Drawing Description:
LOCATION PLAN



EXAMPLES OF CENTRAL TRELLIS STRUCTURE.
FUTURE PLANTING BY OTHERS.

CHAINWIRE PRECEDENT IMAGES

Drawn by: EO Checked by: SB Scale:1:1000@A3

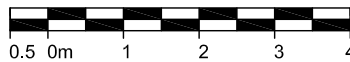
PROJECT NO: 14216	DWG NO: A-00	REV NO: 03
----------------------	-----------------	---------------

Drawing Status: Design Development

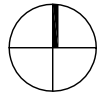
GENERAL NOTES

DO NOT SCALE FROM THIS DRAWING
 CONFIRM ALL DIMENSIONS AND SETOUTS ON SITE PRIOR TO MANUFACTURE & INSTALLATION
 ALL WORK IN ACCORDANCE WITH RELEVANT AUSTRALIAN STANDARDS
 TO BE READ IN CONJUNCTION WITH ENGINEERS DOCUMENTS

LEGEND



NORTH



FENCE STRUCTURE:

POST DN50 (60.3 X 3.6)
 3300mm Max. Spacing
FOOTINGS 300 Ø X 900 MIN.
RAILS DN32 (42.4 X 3.2)

GATES:

GATE POSTS DN80 (88.9 X 4.0)
FOOTINGS 300 Ø X 900 Min.
OUTER FRAME DN32 (42.4 X 3.2)
INNER FRAME DN25 (33.7 X 2.3)
 Gates fully welded 6mm CFW.

DIAGONAL BRACING:

Tensioned Twin 3.15mm Wires

AWNING STRUCTURE:

POSTS DN80 (88.9 X 4.0)
FOOTINGS 300 Ø X 900 Min.
RAILS DN32 (60.3 X 3.6)

MESH:

MESH 50mm X 2.5mm Gauge Standard Wire
 (Typical Throughout.)

BRACING

Helicoil 3 strands
 5mm Galvanised Wire
 Horizontal setout as shown
 (Typical Throughout.)

GENERAL

GROUND LINE INDICATIVE ONLY

GAP BETWEEN GROUND AND BOTTOM RAIL 50 MM MIN.

ALL DIMENSIONS TAKEN FROM BOTTOM RAIL CENTRE LINE DATUM.

CONTRACTOR TO VERIFY GAP BETWEEN HORIZONTAL DATUM BOTTOM RAIL AND EXISTING GROUND LINE PRIOR TO FABRICATION AND INSTALLATION

Rev	Date	Description
sydney	Level 2, 79 Myrtle St Chippendale 2008 Nominated Architect: Gerard Reinmuth 6629 T 02 96982198 F 02 96982353	
hobart	181 Elizabeth St Hobart 7000 Nominated Architect: Scott Balmforth 564 T 03 6234 6372 F 03 6231 4939	



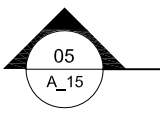
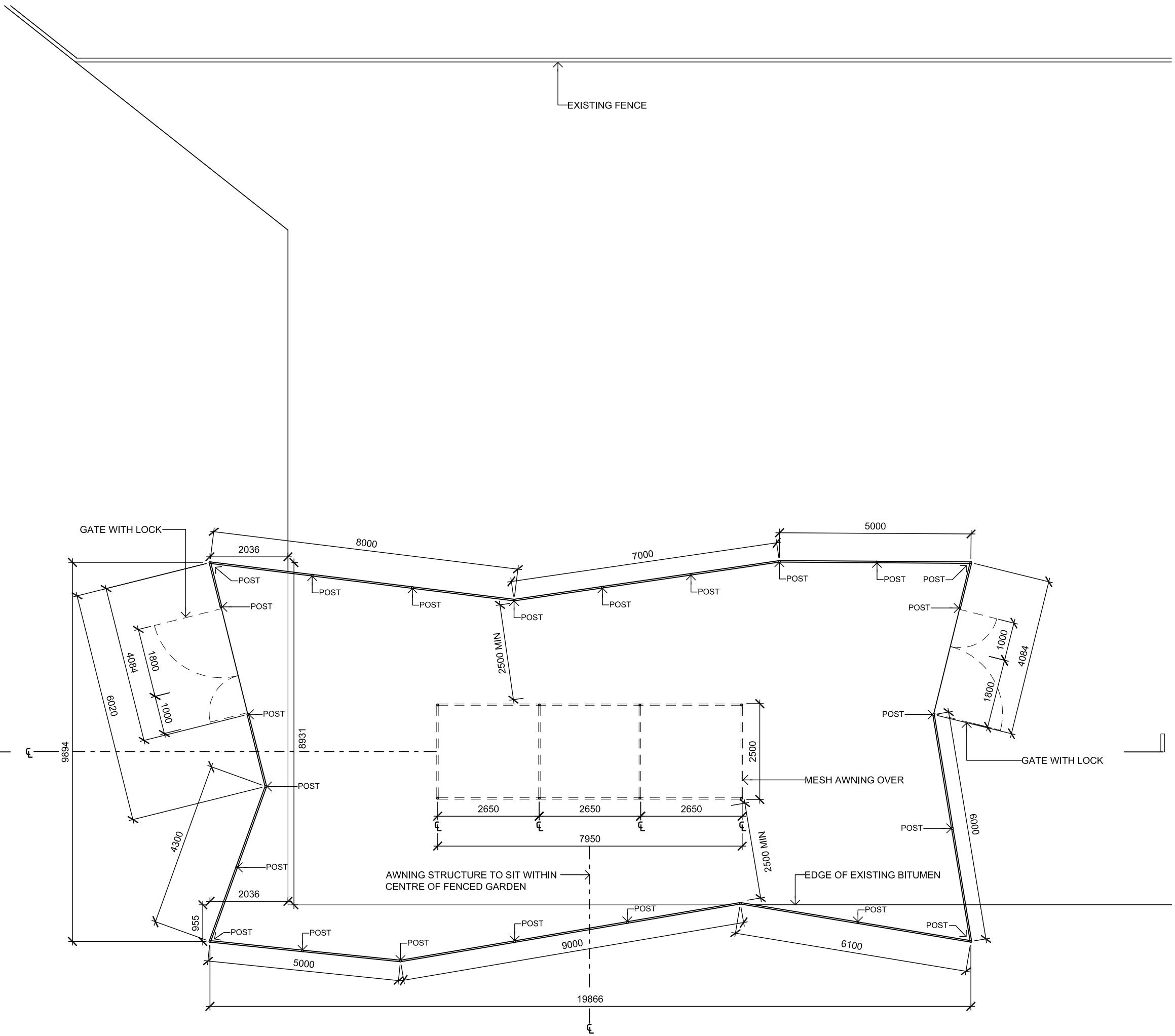
Project:
 24 CARROT GARDENS
 RISDON VALE PRIMARY SCHOOL

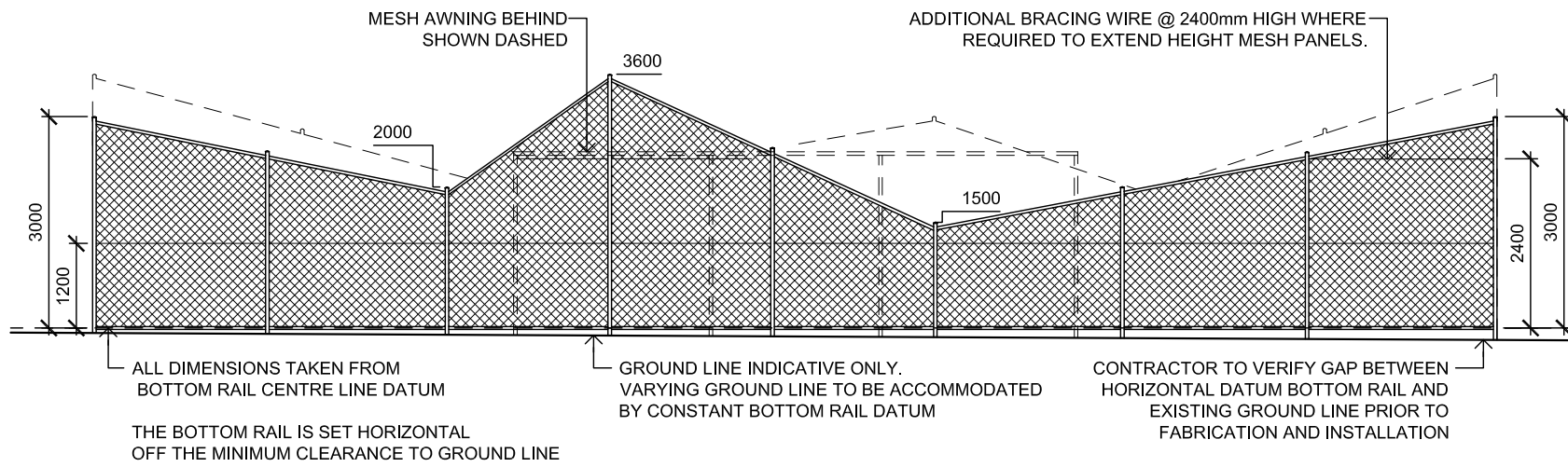
Drawing Description:
 PLAN

Drawn by: EO Checked by: SB Scale:1:100@A3

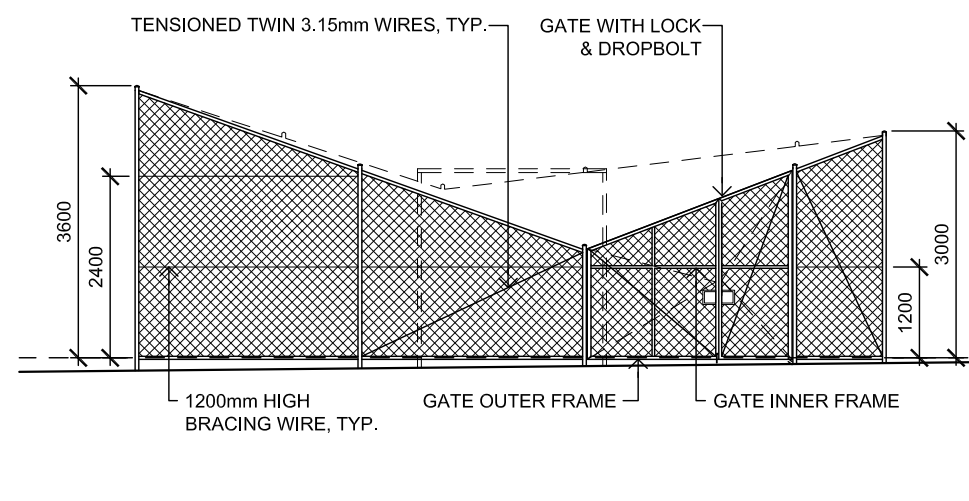
PROJECT NO: 14216	DWG NO: A-10	REV NO: 03
----------------------	-----------------	---------------

Drawing Status: Design Development

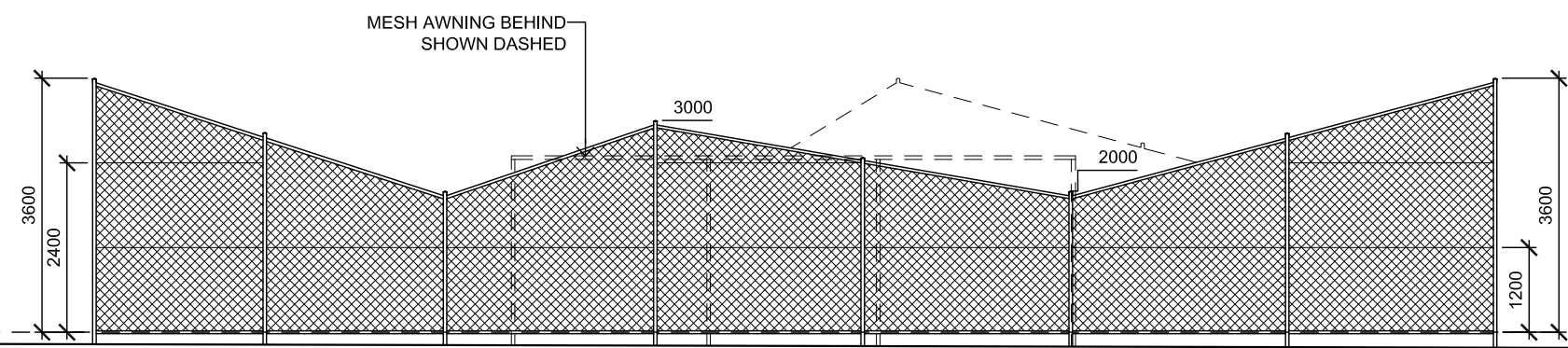




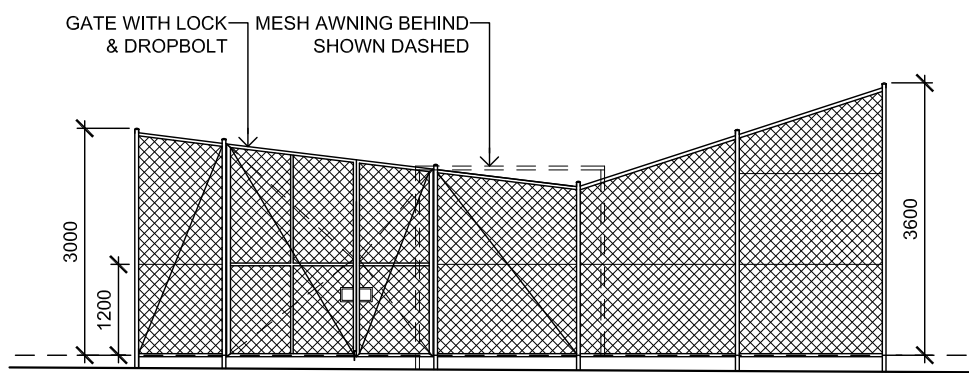
01 NORTH ELEVATION
A_10 1:100




02 EAST ELEVATION
A_10 1:100



04 SOUTH ELEVATION
A_10 1:100

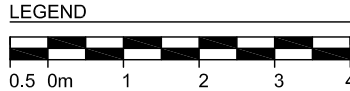


03 WEST ELEVATION
A_10 1:100



05 SECTION A
A_10 1:100

GENERAL NOTES
DO NOT SCALE FROM THIS DRAWING
CONFIRM ALL DIMENSIONS AND SETOUTS ON SITE PRIOR TO MANUFACTURE & INSTALLATION
ALL WORK IN ACCORDANCE WITH RELEVANT AUSTRALIAN STANDARDS
TO BE READ IN CONJUNCTION WITH ENGINEERS DOCUMENTS



FENCE STRUCTURE:
POST DN50 (60.3 X 3.6)
3300mm Max. Spacing
FOOTINGS 300 Ø X 900 MIN.
RAILS DN32 (42.4 X 3.2)

GATES:
GATE POSTS DN80 (88.9 X 4.0)
FOOTINGS 300 Ø X 900 Min.
OUTER FRAME DN32 (42.4 X 3.2)
INNER FRAME DN25 (33.7 X 2.3)
Gates fully welded 6mm CFW.

DIAGONAL BRACING:
Tensioned Twin 3.15mm Wires

AWNING STRUCTURE:
POSTS DN80 (88.9 X 4.0)
FOOTINGS 300 Ø X 900 Min.
RAILS DN32 (60.3 X 3.6)

MESH:
MESH 50mm X 2.5mm Gauge Standard Wire (Typical Throughout.)
Helicoil 3 strands
BRACING 5mm Galvanised Wire Horizontal setout as shown (Typical Throughout.)

GENERAL
GROUND LINE INDICATIVE ONLY
GAP BETWEEN GROUND AND BOTTOM RAIL 50 MM MIN.
ALL DIMENSIONS TAKEN FROM BOTTOM RAIL CENTRE LINE DATUM.
CONTRACTOR TO VERIFY GAP BETWEEN HORIZONTAL DATUM BOTTOM RAIL AND EXISTING GROUND LINE PRIOR TO FABRICATION AND INSTALLATION

Rev	Date	Description
sydney	Level 2, 79 Myrtle St Chippendale 2008 Nominated Architect: Gerard Reinmuth 6629 T 02 96982198 F 02 96982353	
hobart	181 Elizabeth St Hobart 7000 Nominated Architect: Scott Balmforth 564 T 03 6234 6372 F 03 6231 4939	



Project:
24 CARROT GARDENS
RISDON VALE PRIMARY SCHOOL

Drawing Description:
ELEVATIONS & SECTION

Drawn by: EO	Checked by: SB	Scale: 1:100@A3
PROJECT NO: 14216	DWG NO: A-15	REV NO: 03
Drawing Status: Design Development		